


**Porte
per interni
finitura laminato**

Finiture

FINISHINGS | FINITION

BIANCO | white | blanc



NOCE CRUDO | raw walnut | noyer brut



GRIGIO FRASSINATO | gray ash | frêne gris



CILIEGIO | cherry | merisier



NOCE CHIARO | light walnut | noyer clair



TORTORA SCURO | dark dove grey | taupe foncé




TORTORA CHIARO | light dove grey | taupe clair




NOCE NAZIONALE | National walnut | Noyer National




ROVERE SBIANCATO | whitened oak | chêne blanchi




QUERCIA ANTICA | antique oak | vieux chêne




WHITE STONE | white-stone | blanc-pierre




ROVERE GRIGIO | gray oak | chêne gris




WENGÈ | wengè | wengè




QUERCIA GESSO | chalk oak | chêne craie




ROVERE ICE | oak ice | glace de chêne




BIANCO FRASSINATO | white ash | frêne blanc




PALISSANDRO WHITE | rosewood white | palissandre blanc



NOCE ICE | walnut ice | glace de noix



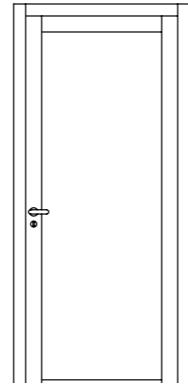
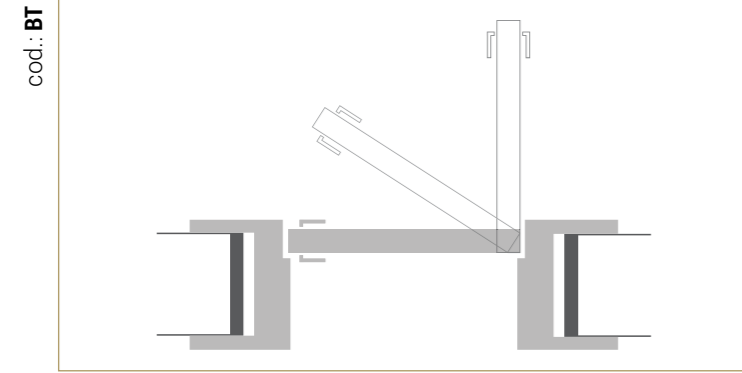
LARICE | larch | mélèze



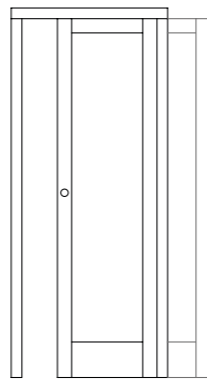
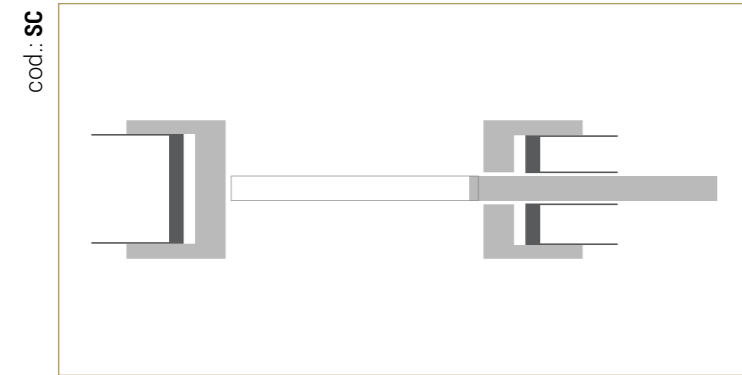
Aperture

OPENING | OUVERTURES

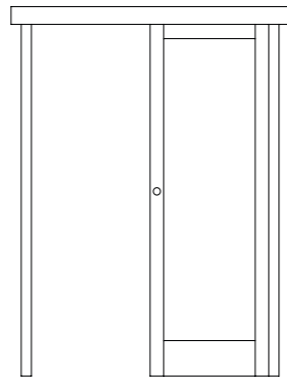
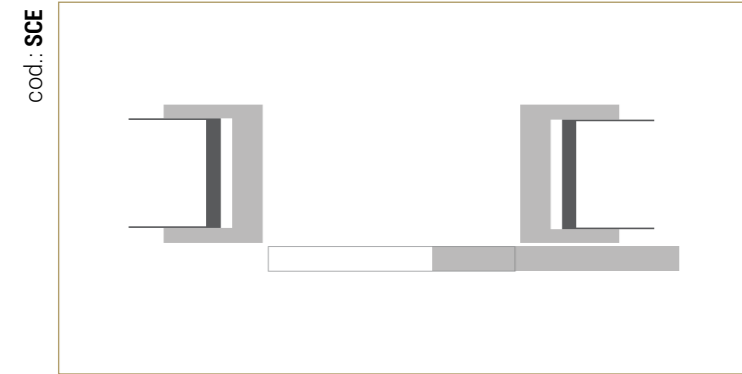
BATTENTE | swing door | portes battantes



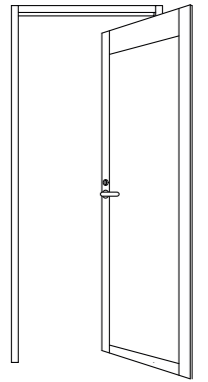
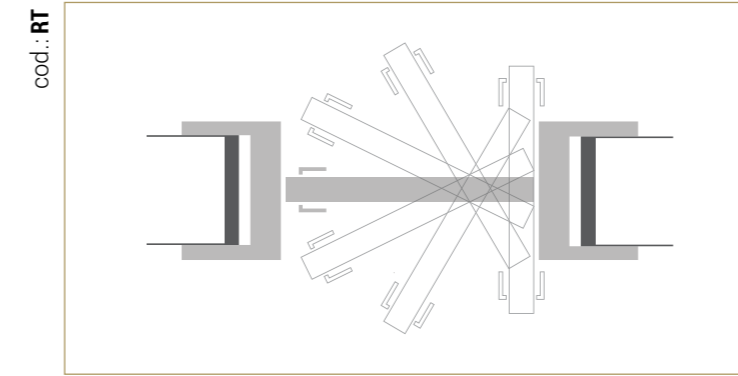
SCORREVOLE A SCOMPARSA | sliding internal | coulissantes



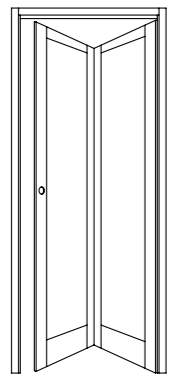
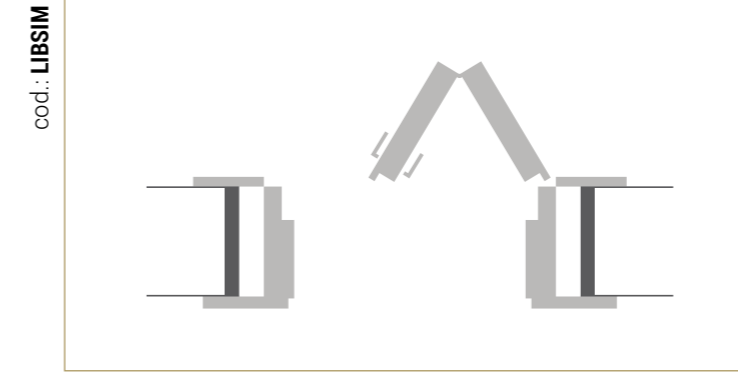
SCORREVOLE A PARETE | sliding with valance | coulissantes avec lambrequin



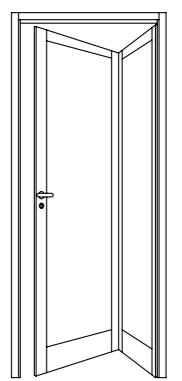
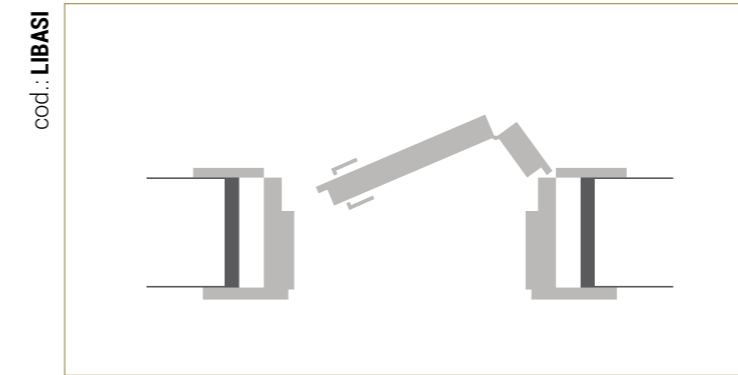
ROTOTRASLANTE | rototranslating | rototranslet



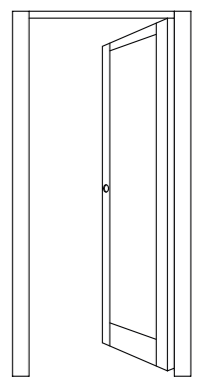
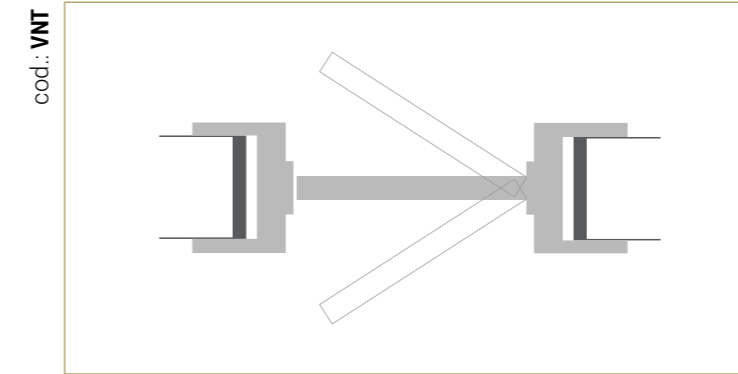
LIBRO SIMMETRICA | bifold symmetric | livre symétrique



LIBRO ASIMMETRICA | bifold asymmetric | livre asymétrique



VENTO | come and go | aller et venir



Vetri

GLASSES | VITRAGE

VETRI VISARM SATINATI


EN | *Satin visarm glasses*
FR | *Verre dépoli visarm*

VETRI VISARM SATINATI CON DISEGNO SABBBIATO E MURRINE

EN | *Satin visarm glasses with sanded design and murrine*
FR | *Verre dépoli visarm avec dessin sablé et millefiori*


SATINATO

cod.: LVSAT




SATINATO 5I

cod.: LVSAT5I



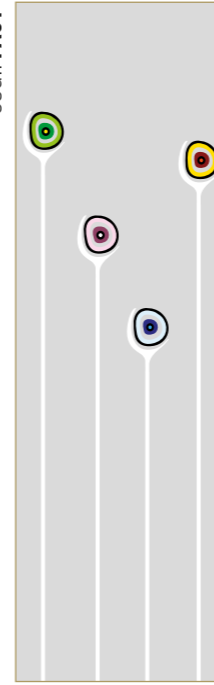
LATTE

cod.: LVLVL



PICASSO 01

cod.: PA01




PICASSO 02

cod.: PB02



KANDISKY 01

cod.: KA01



CUORI

cod.: CUSAT



STAR

cod.: STSAT



MARGHERITA

cod.: MASAT



KANDISKY 02

cod.: KB02




KLIMT 01

cod.: KLA01



KLIMT 02

cod.: KLB02



Pant

CARATTERISTICHE

characteristics / caractéristiques

1 Telaio rivestito con decorativo. Coprifilo esterno 9/10. Coprifilo interno 7/10. Guarnizione effetto tela per stipite porta a battente.

EN | Cadre in decorative coated. External casing 9/10 in decorative coated internal casing 7/10. Canvas effect gasket for swing door jamb.

FR | Cadre avec revêtement décoratif couvre-fils externe 9/10 avec revêtement décoratif. Couvre-fils interne 7/10. Joint effet de toile pour muiserie porte battante.

2 Pannello porta tamburato.


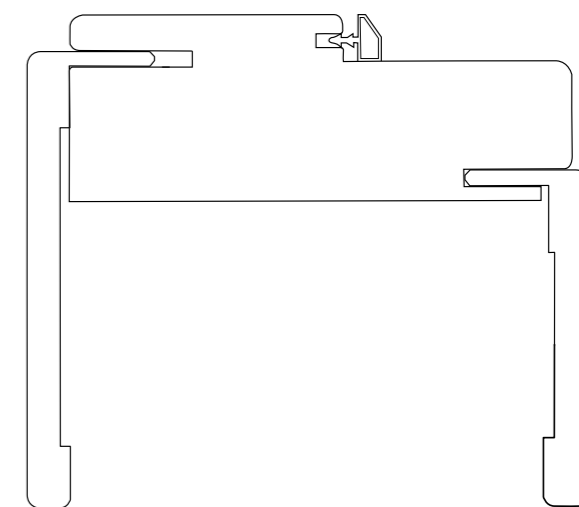
EN | Honeycomb door panel.

FR | Panneau a ame alveolaire.

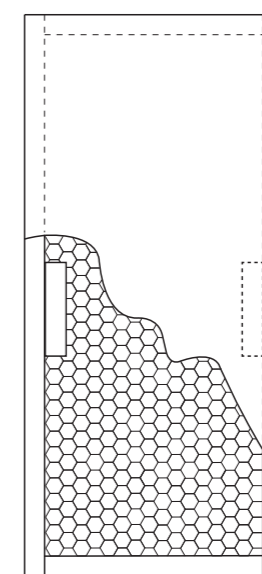
• **Opzione: Quattroquattro con cerniere a scomparsa e serratura magnetica.**

EN | Adjustable hideaway hinges, lock patent type magnetik.

FR | Charnières gigognes réglables, centre magnetique de type brevet serrure.



2



Pant



PANT EVO 2Q
● NI



PANT EVO 2B
● B



PANT EVO 1B
● B



PANT EVO 3B
● B



PANT EVO FT
● B



PANT EVO OVALE
● NN



Uno degli ultimi modelli *Pant*

modello | model | modèle:

PANT 2B



APERTURE

Opening | Ouverture [pag. 10/11]



BT



SC



SCE

FINITURE

Finishing | Finition [pag. 8/9]



B



BF

COMPO

CARATTERISTICHE

characteristics / caractéristiques

1 Telaio rivestito con decorativo. Coprifilo esterno 9/10. Coprifilo interno 7/10. Guarnizione effetto tela per stipite porta a battente.

EN | Cadre in decorative coated. External casing 9/10 in decorative coated internal casing 7/10. Canvas effect gasket for swing door jamb.

FR | Cadre avec revêtement décoratif couvre-fils externe 9/10 avec revêtement décoratif. Couvre-fils interne 7/10. Joint effet de toile pour huisserie porte battante.

2 Due montanti in sandwich di abete, foderati in MDF e rivestiti con decorativo.

EN | Two uprights in sandwiched fir, lined in MDF and covered with decor.

FR | Deux montants sandwich en sapin, doublés en MDF avec revêtement décoratif.

3 Pannello tamburato da 38 mm rivestito con decorativo.

EN | The 38 mm hollow-core panel covered with decor.

FR | Panneau en nid d'abeilles de 38 mm avec revêtement décoratif.

4 Due montanti uniti ad un vetro VISARM ove incluso.



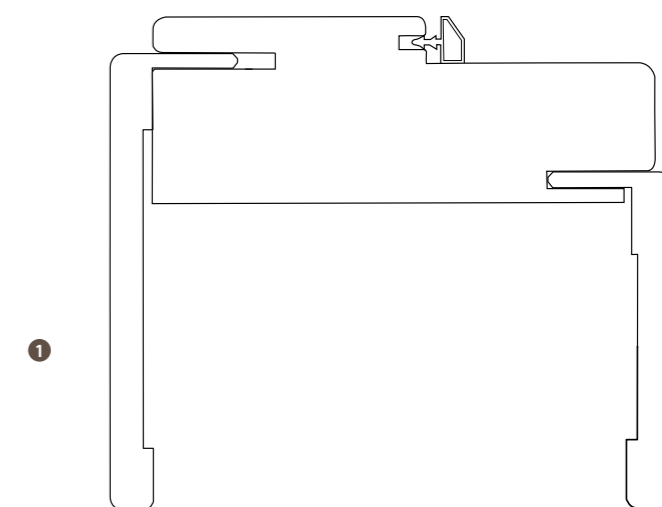
EN | Two uprights assembled to VISARM 6/7 glass where included.

FR | Deux montants avec verre VISARM 6/7 si inclu.

• Opzione: Quattroquattro con cerniere a scomparsa e serratura magnetica.

EN | Option: Quattroquattro with concealed hinges and magnetic lock.

FR | Option: Quattroquattro avec charnières dissimulées et serrure magnétique.





COMPO
● PW



COMPO
● GF



COMPO 2i
● RS



COMPO VELA
● RG
Vetro latte / glass milk / verre de lait



COMPO VELA P
● NN



COMPO 3Q
● WN
Vetro latte / glass milk / verre de lait



COMPO 3i
● NN



COMPO 4i
● GF



COMPO 5i
● NN



COMPO 3QP
● PW



COMPO 4Q
● PW
Vetro latte / glass milk / verre de lait



COMPO 4QP
● PW



COMPO SOLE
● PW
Vetro latte / glass milk / verre de lait



COMPO SATURNO
● NN
Vetro latte / glass milk / verre de lait



COMPO GIOVE
● RS
Vetro latte / glass milk / verre de lait



COMPO VETRO PA01
● NCR
Vetro "Picasso" / "Picasso" glass / "Picasso" verre



COMPO VETRO A01
● NCR
Vetro "Kandisky" / "Kandisky" glass / "Kandisky" verre



COMPO FV
● RG
Vetro visarm satinato / satin visarm glass / verre dépoli visarm



COMPO LUNA
● NC
Vetro latte / glass milk / verre de lait



COMPO VENERE
● WN
Vetro latte / glass milk / verre de lait



COMPO VETRO
● NCR
Vetro visarm satinato / satin visarm glass / verre dépoli visarm



COMPO FV STSA
● RG
Vetro "Star" / "star" glass / "star" verre



COMPO 2V
● NC
Vetro satinato / glass satin / verre satiné



COMPO 3IV
● PW
Vetro latte / glass milk / verre de lait

modello | model | modèle:

COMPO TR

COMPO

APERTURE

Opening | Ouverture [pag. 10/11]

-  BT
-  SC
-  SCE
-  LIBSIM
-  LIBASI
-  RT
-  VNT

FINITURE

Finishing | Finition [pag. 8/9]

-  NN
-  RS
-  WN
-  PW
-  NCR
-  GF
-  BF
-  RG
-  LA
-  RI
-  B



APERTURE

Opening | Ouverture [pag. 10/11]

-  BT
-  SC
-  SCE
-  LIBSIM
-  LIBASI
-  RT
-  VNT

FINITURE

Finishing | Finition [pag. 8/9]

-  NN
-  RS
-  WN
-  PW
-  NCR
-  GF
-  BF
-  RG
-  LA
-  RI
-  B



modello | model | modèle:

3I

COMPPO

APERTURE

Opening | Ouverture [pag. 10/11]

-  BT
-  SC
-  SCE
-  LIBSIM
-  LIBASI
-  RT
-  VNT

FINITURE

Finishing | Finition [pag. 8/9]

-  NN
-  RS
-  WN
-  PW
-  NCR
-  GF
-  BF
-  RG
-  LA
-  RI
-  B



modello | model | modèle:

51

COMPPO

APERTURE

Opening | Ouverture [pag. 10/11]

- BT
- SC
- SCE
- LIBSIM
- LIBASI
- RT
- VNT

FINITURE

Finishing | Finition [pag. 8/9]

- NN
- RS
- WN
- PW
- NCR
- GF
- BF
- RG
- LA
- RI
- B



modello | model | modèle:

FV

COMP

VETRI

Glasses | Vitrage [pag. 12/13]

- LVSAT
- LVSAT51
- PA01
- PB02
- KA01
- KB02
- KLA01
- KLB02

APERTURE

Opening | Ouverture [pag. 10/11]

- BT
- SC
- SCE

FINITURE

Finishing | Finition [pag. 8/9]

- NN
- RS
- WN
- PW
- NCR
- GF
- BF
- RG
- LA
- RI
- B



modello | model | modèle:

LIBRO

COMPPO

APERTURE

Opening | Ouverture [pag. 10/11]



LIBSIM



LIBASI

FINITURE

Finishing | Finition [pag. 8/9]



NN



RS



WN



PW



NCR



GF



BF



RG



LA



RI



B











modello | model | modèle:

VETRO

COMPPO

VETRI

Glasses | Vitrage | pag. 12/13

-  LVSAT
-  LVSAT5I
-  PA01
-  PB02
-  KA01
-  KB02
-  KLA01
-  KLB02

APERTURE

Opening | Ouverture | pag. 10/11

-  BT
-  SC
-  SCE

FINITURE

Finishing | Finition | pag. 8/9

-  NN
-  RS
-  WN
-  PW
-  NCR
-  GF
-  BF
-  RG
-  LA
-  RI
-  B



VETRI

Glasses | Vitrage [pag. 12/13]



modello | model | modèle:

VELA



LVSAT



LVLVL

APERTURE

Opening | Ouverture [pag. 10/11]



BT



SC



SCE



RT



VNT

FINITURE

Finishing | Finition [pag. 8/9]



NN



RS



WN



PW



NCR



GF



BF



RG



LA



RI



B



modello | model | modèle:

VELA P

APERTURE

Opening | Ouverture [pag. 10/11]

- BT
- SC
- SCE
- RT
- VNT

FINITURE

Finishing | Finition [pag. 8/9]

- NN
- RS
- WN
- PW
- NCR
- GF
- BF
- RG
- LA
- RI
- B



modello | model | modèle:

3Q



VETRI

Glasses | Vitrage [pag. 12/13]



LVSAT



LVLVL

APERTURE

Opening | Ouverture [pag. 10/11]



BT



SC



SCE



RT



VNT

FINITURE

Finishing | Finition [pag. 8/9]



NN



RS



WN



PW



NCR



GF



BF



RG



LA



RI



B



modello | model | modèle:

3QP

APERTURE

Opening | Ouverture [pag. 10/11]

-  BT
-  SC
-  SCE
-  RT
-  VNT

FINITURE

Finishing | Finition [pag. 8/9]

-  NN
-  RS
-  WN
-  PW
-  NCR
-  GF
-  BF
-  RG
-  LA
-  RI
-  B



modello | model | modèle:

SOLE

COMPPO

VETRI

Glasses | Vitrage [pag. 12/13]



LVSAT



LVLVL

APERTURE

Opening | Ouverture [pag. 10/11]



BT



SC



SCE



RT



VNT

FINITURE

Finishing | Finition [pag. 8/9]



NN



RS



WN



PW



NCR



GF



BF



RG



LA



RI



B



modello | model | modèle:

LUNA



VETRI

Glasses | Vitrage [pag. 12/13]



LVSAT



LVLVL

APERTURE

Opening | Ouverture [pag. 10/11]



BT



SC



SCE



RT



VNT

FINITURE

Finishing | Finition [pag. 8/9]



NN



RS



WN



PW



NCR



GF



BF



RG



LA



RI



B



modello | model | modèle:

GIOVE

COMPPO

VETRI

Glasses | Vitrage [pag. 12/13]



LVSAT



LVLVL

APERTURE

Opening | Ouverture [pag. 10/11]



BT



SC



SCE



RT



VNT

FINITURE

Finishing | Finition [pag. 8/9]



NN



RS



WN



PW



NCR



GF



BF



RG



LA



RI



B



modello | model | modèle:

VENERE



VETRI

Glasses | Vitrage [pag. 12/13]



LVSAT



LVLVL

APERTURE

Opening | Ouverture [pag. 10/11]



BT



SC



SCE



RT



VNT

FINITURE

Finishing | Finition [pag. 8/9]



NN



RS



WN



PW



NCR



GF



BF



RG



LA



RI



B



modello | model | modèle:

SATURNO



VETRI

Glasses | Vitrage [pag. 12/13]



LVSAT



LVLVL

APERTURE

Opening | Ouverture [pag. 10/11]



BT



SC



SCE



RT



VNT

FINITURE

Finishing | Finition [pag. 8/9]



NN



RS



WN



PW



NCR



GF



BF



RG



LA



RI



B



Teli

CARATTERISTICHE

characteristics / caractéristiques

1 Telaio rivestito con decorativo. Coprifilo esterno 9/10. Coprifilo interno 7/10. Guarnizione effetto tela per stipite porta a battente.

EN | Cadre in decorative coated. Esternal casing 9/10 in decorative coated internal casing 7/10. Canvas effect gasket for swing door jamb.
FR | Cadre avec revêtement décoratif couvre-fils externe 9/10 avec revêtement décoratif. Couvre-fils interne 7/10. Joint effet de toile pour huisserie porte battante.

2 Montanti [A] e traverse [B] (fasce) in sandwich di abete, foderati in MDF e rivestiti con decorativo.

EN | Uprights and crossbars (bands) in sandwich fir lined MDF and covered with decor.
FR | Montants et traverses (bandes) sandwich en sapin, doublés en MDF avec revêtement décoratif.

3 Pannellino centrale in MDF da 8/10 mm rivestito con decorativo.

EN | Central panel MDF 8/10 mm coated with decor.
FR | Petit panneau central en MDF de 8/10 mm avec revêtement décoratif.

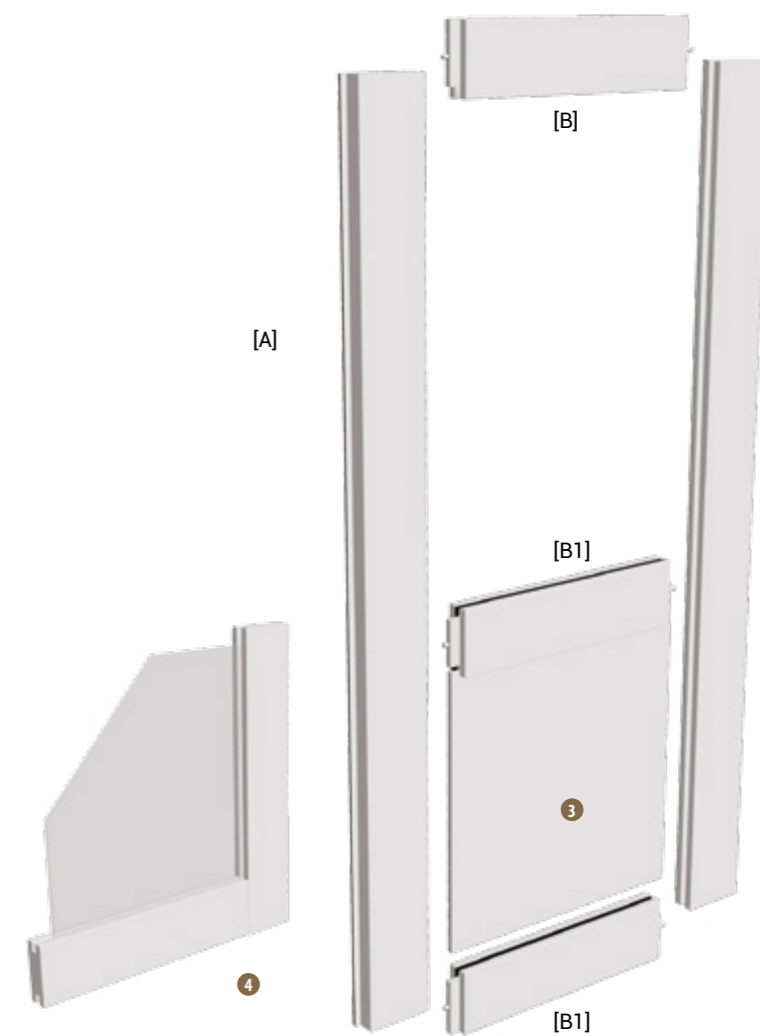
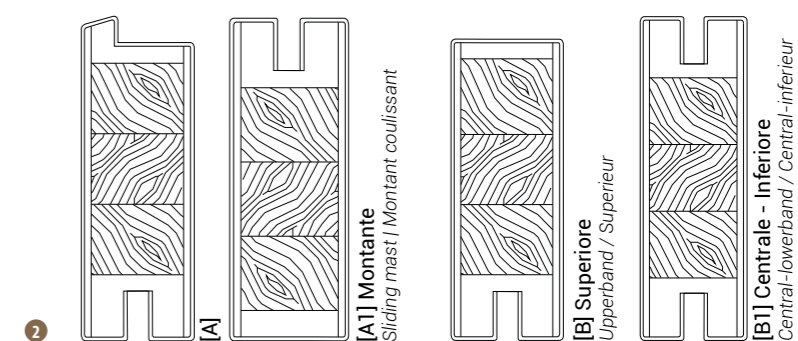
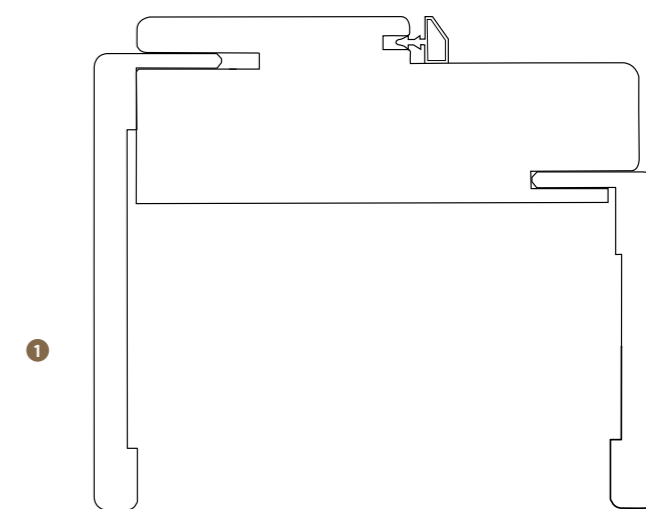
4 Vetro VISARM a scelta. Assemblata con perno meccanico per poter essere sempre smontata e riasssemblata per l'inserimento del vetro.

EN | VISARM glass selection. Assembling with mechanical pin so that it can be disassembled and reassembled for the insertion of the glass.
FR | Verre VISARM au choix. Assemblage avec joint mécanique pour faciliter le démontage et le remontage et la pose du vitrage.

• **Opzione: Quattroquattro con cerniere a scomparsa e serratura magnetica.**

EN | Option: Quattroquattro with concealed hinges and magnetic lock.

FR | Option: Quattroquattro avec charnières dissimulées et serrure magnétique.



Teli



TELI T1
● RG



TELI T1
● NCR



TELI T1
● TS



TELI T1-V
● RS
Vetro escluso / glass excluded / verre exclu



TELI T1-2I
● TS



TELI T1-3I
● WN



TELI T1
● WN



TELI T1-V
● RG
Vetro escluso / glass excluded / verre exclu



TELI T1-VL
● TC
Vetro escluso / glass excluded / verre exclu



TELI T1-3P
● NCR



TELI T1-3V
● NCR
Vetro escluso / glass excluded / verre exclu



TELI T1-4P
● CI

Teli



TELI T1-4V
 ● NN
 Vetro escluso / glass excluded / verre exclu



TELI T1-6P
 ● TS



TELI T1-6V
 ● TS
 Vetro escluso / glass excluded / verre exclu



TELI T3-V
 ● NN
 Vetro escluso / glass excluded / verre exclu



TELI T3-1V
 ● PW
 Vetro escluso / glass excluded / verre exclu



TELI TZ/TZ-P
 ● TC
 Vetro incluso / glass included / verre inclus



TELI T2
 ● NCR



TELI T2-V
 ● TS
 Vetro escluso / glass excluded / verre exclu



TELI T3
 ● NN



TELI TZ
 ● NCR



TELI T2B
 ● NN



TELI T2B-V
 ● CI
 Vetro escluso / glass excluded / verre exclu

modello | model | modèle:

T1



APERTURE

Opening | Ouverture [pag. 10/11]

- BT
- SC
- SCE
- LIBSIM
- LIBASI
- RT
- VNT

FINITURE

Finishing | Finition [pag. 8/9]

- NN
- CI
- RS
- WN
- PW
- RG
- NCR
- GF
- TS
- TC
- RI
- B









Teli

modello | model | modèle:

T1-V

VETRI

Glasses | Vitrage [pag. 12/13]

-  LVSAT
-  LVSAT5I
-  PA01
-  PB02
-  KA01
-  KB02
-  KLA01
-  KLB02




APERTURE

Opening | Ouverture [pag. 10/11]

-  BT
-  SC
-  SCE
-  RT
-  VNT

FINITURE

Finishing | Finition [pag. 8/9]

-  NN
-  CI
-  RS
-  WN
-  PW
-  RG
-  NCR
-  GF
-  TS
-  TC
-  RI
-  B



Teli

modello | model | modèle:

T1-VC

VETRI

Glasses | Vitrage [pag. 12/13]



LVSAT



LVLVL

APERTURE

Opening | Ouverture [pag. 10/11]



BT



SC



SCE

FINITURE

Finishing | Finition [pag. 8/9]



NN



CI



RS



WN



PW



RG



NCR



GF



TS



TC



RI



B



Teli

modello | model | modèle:

T1 LIBRO



APERTURE

Opening | Ouverture [pag. 10/11]



LIBSIM



LIBASI

FINITURE

Finishing | Finition [pag. 8/9]



NN



CI



RS



WN



PW



RG



NCR



GF



TS



TC



RI



B

Teli

modello | model | modèle:

T1-VL

VETRI

Glasses | Vitrage [pag. 12/13]



LVSAT



LVLVL

APERTURE

Opening | Ouverture [pag. 10/11]



BT



SC



SCE

FINITURE

Finishing | Finition [pag. 8/9]



NN



CI



RS



WN



PW



RG



NCR



GF



TS



TC



RI



B



Teli

modello | model | modèle:

T1-2I








APERTURE

Opening | Ouverture [pag. 10/11]

-  BT
-  SC
-  SCE
-  LIBSIM
-  LIBASI
-  RT
-  VNT

FINITURE

Finishing | Finition [pag. 8/9]

-  NN
-  CI
-  RS
-  WN
-  PW
-  RG
-  NCR
-  GF
-  TS
-  TC
-  RI
-  B



Teli

modello | model | modèle:

T1-3I



APERTURE

Opening | Ouverture [pag. 10/11]

- BT
- SC
- SCE
- LIBSIM
- LIBASI
- RT
- VNT

FINITURE

Finishing | Finition [pag. 8/9]

- NN
- CI
- RS
- WN
- PW
- RG
- NCR
- GF
- TS
- TC
- RI
- B

Teli

modello | model | modèle:

T2

APERTURE

Opening | Ouverture [pag. 10/11]

- BT
- SC
- SCE
- LIBSIM
- LIBASI
- RT
- VNT

FINITURE

Finishing | Finition [pag. 8/9]

- NN
- CI
- RS
- WN
- PW
- RG
- NCR
- GF
- TS
- TC
- RI
- B



Teli

VETRI

Glasses | Vitrage [pag. 12/13]

modello | model | modèle:

T3-V



LVSAT



LVLVL

APERTURE

Opening | Ouverture [pag. 10/11]



BT



SC



SCE



LIBSIM



LIBASI

FINITURE

Finishing | Finition [pag. 8/9]



NN



CI



RS



WN



PW



RG



NCR



GF



TS



TC



RI



B



Teli

modello | model | modèle:

TZ

VETRI

Glasses | Vitrage [pag. 12/13]



LVSAT



LVLVL

APERTURE

Opening | Ouverture [pag. 10/11]



BT



SC



SCE



LIBSIM



LIBASI



RT



VNT

FINITURE

Finishing | Finition [pag. 8/9]



NN



CI



RS



WN



PW



RG



NCR



GF



TS



TC



RI



B



Class

CARATTERISTICHE

characteristics / caractéristiques

1 Telaio rivestito con decorativo. Coprifilo esterno 9/10. Coprifilo interno 7/10. Guarnizione effetto tela per stipite porta a battente.

EN | Cadre in decorative coated. Esternal casing 9/10 in decorative coated internal casing 7/10. Canvas effect gasket for swing door jamb.

FR | Cadre avec revêtement décoratif couvre-fils externe 9/10 avec revêtement décoratif. Couvre-fils interne 7/10. Joint effet de toile pour muiserie porte battante.

2 Montanti [A] e traverse [B] (fasce) scorniciati su sandwich di abete, foderati in MDF e rivestiti con decorativo.

EN | Unframed uprights and cross-bars (bands) in sandwich fir lined MDF and covered with decor.

FR | Montants et traverses (bandes) avec moulures sandwich en sapin, doublés en MDF avec revêtement décoratif.

3 Pannellino centrale da 10 mm rivestito con decorativo.

EN | Central panel 10 mm coated with decor.

FR | Petit panneau central 10 mm avec revêtement décoratif.

4 Vetro VISARM a scelta.

Assemblamento con perno meccanico per poter essere sempre smontata e riassembleta per l'inserimento del vetro.

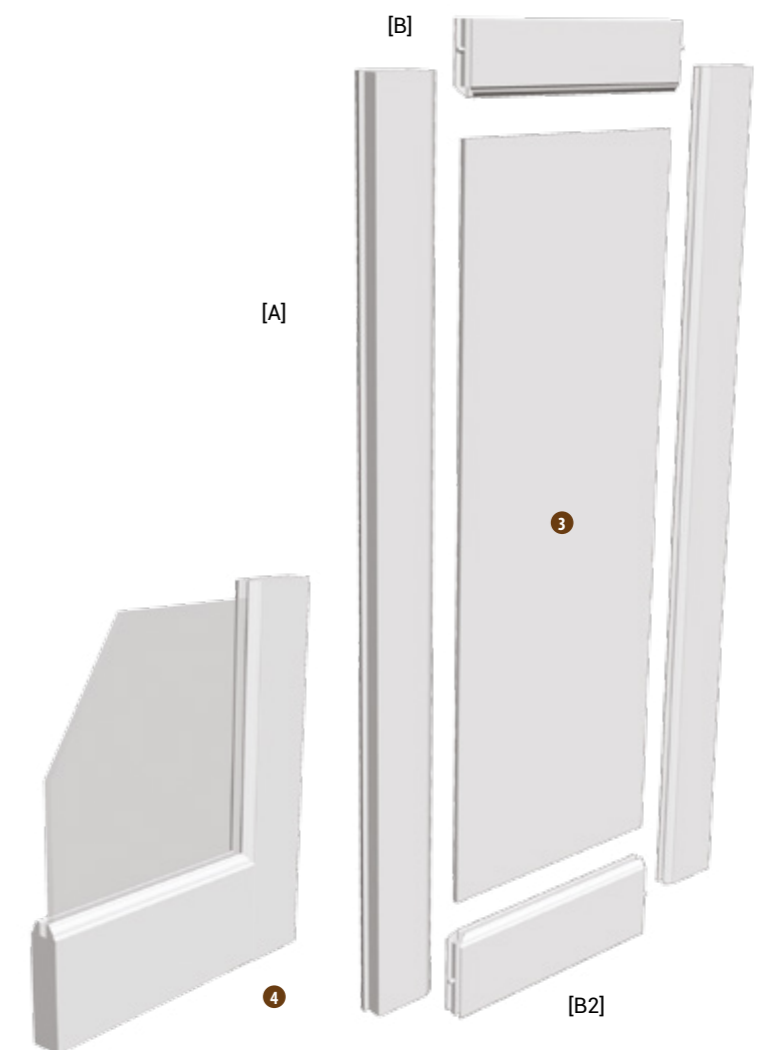
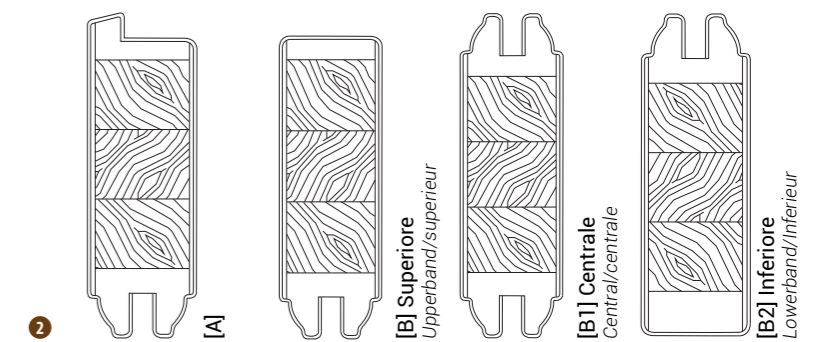
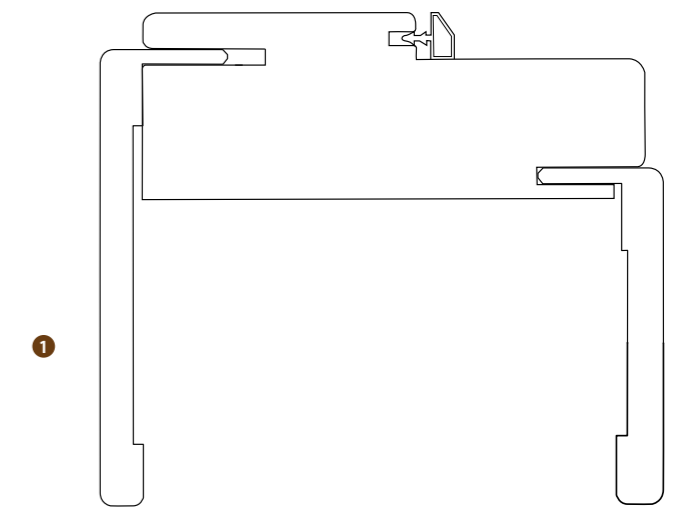
EN | VISARM glass selection. Assembling with mechanical pin so that it can be disassembled and reassembled for the insertion of the glass.

FR | Verre VISARM au choix. Assemblage avec joint mécanique pour faciliter le démontage et le remontage et la pose du vitrage.

• **Opzione: Quattroquattro con cerniere a scomparsa e serratura magnetica.**

EN | Option: Quattroquattro with concealed hinges and magnetic lock.

FR | Option: Quattroquattro avec charnières dissimulées et serrure magnétique.



Class



CLASS C1
● BF



CLASS C1-V
● NN
Vetro escluso / glass excluded / verre exclu



CLASS C1-2I
● BF




CLASS C3
● BF



CLASS C3-V
● QA
Vetro escluso / glass excluded / verre exclu



CLASS C3-1V
● NN
Vetro escluso / glass excluded / verre exclu



CLASS C1-3I
● QA



CLASS C2
● NN



CLASS C2-V
● NN
Vetro escluso / glass excluded / verre exclu



CLASS C3-2V
● NN
Vetro escluso / glass excluded / verre exclu



CLASS CZ
● BF



CLASS CZ-V
● BF
Vetro escluso / glass excluded / verre exclu









Class

modello | model | modèle:

C1-V

VETRI

Glasses | Vitrage [pag. 12/13]

-  LVSAT
-  LVSAT5I
-  PA01
-  PB02
-  KA01
-  KB02
-  KLA01
-  KLB02

APERTURE

Opening | Ouverture [pag. 10/11]

-  BT
-  SC
-  SCE
-  LIBSIM
-  LIBASI
-  RT
-  VNT

FINITURE

Finishing | Finition [pag. 8/9]

-  NN
-  BF
-  QA



Class

modello | model | modèle:

C1



APERTURE

Opening | Ouverture [pag. 10/11]

- BT
- SC
- SCE
- LIBSIM
- LIBASI
- RT
- VNT

FINITURE

Finishing | Finition [pag. 8/9]

- NN
- BF
- QA

Class

modello | model | modèle:

C2

APERTURE

Opening | Ouverture [pag. 10/11]

- BT
- SC
- SCE
- LIBSIM
- LIBASI
- RT
- VNT

FINITURE

Finishing | Finition [pag. 8/9]

- NN
- BF
- QA



Class

VETRI

Glasses | Vitrage [pag. 12/13]

modello | model | modèle:
C2-V

-  LVSAT
-  LVLVL

APERTURE

Opening | Ouverture [pag. 10/11]

-  BT
-  SC
-  SCE
-  LIBSIM
-  LIBASI
-  RT
-  VNT

FINITURE

Finishing | Finition [pag. 8/9]

-  NN
-  BF
-  QA



Class

modello | model | modèle:

C3

APERTURE

Opening | Ouverture [pag. 10/11]

- BT
- SC
- SCE
- LIBSIM
- LIBASI
- RT
- VNT

FINITURE

Finishing | Finition [pag. 8/9]

- NN
- BF
- QA



Class

VETRI

Glasses | Vitrage [pag. 12/13]

- LVSAT
- LVLVL

APERTURE

Opening | Ouverture [pag. 10/11]


- BT
- SC
- SCE
- LIBSIM
- LIBASI
- RT
- VNT

FINITURE

Finishing | Finition [pag. 8/9]

- NN
- BF
- QA

modello | model | modèle:
CZ-V



Quattroqu

CARATTERISTICHE

characteristics / caractéristiques

1 Telaio rivestito con decorativo. Coprifilo esterno 9/10. Coprifilo interno 7/10. Guarnizione effetto tela per stipite porta a battente.

EN | Cadre in decorative coated. Esternal casing 9/10 in decorative coated internal casing 7/10. Canvas effect gasket for swing door jamb.
FR | Cadre avec revêtement décoratif couvre-fils externe 9/10 avec revêtement décoratif. Couvre-fils interne 7/10. Joint effet de toile pour huisserie porte battante.

2 Anta tamburata con struttura portante in abete, alveolare a maglia stretta e copertine in MDF rivestite con decorativo.

EN | Hollow-core door with frame in fir, honeycomb mesh narrow and covers MDF coated decorative.
FR | Porte à ame creuse avec structure en sapin, en nid d'abeille maille étroite et couvre MDF revetu décoratif.

3 Pannello tamburato da 44mm rivestito con decorativo.

EN | 44 mm honeycomb panel coated in decorative.
FR | panneau à ame creuse de 44 mm avec revêtement décoratif.

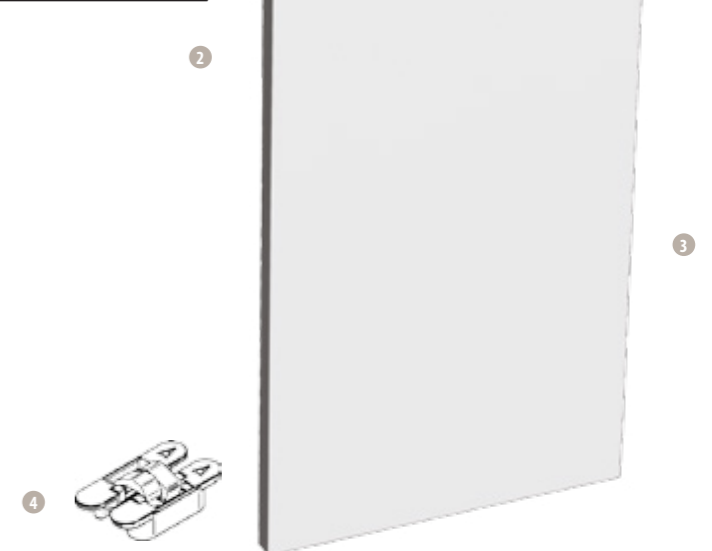
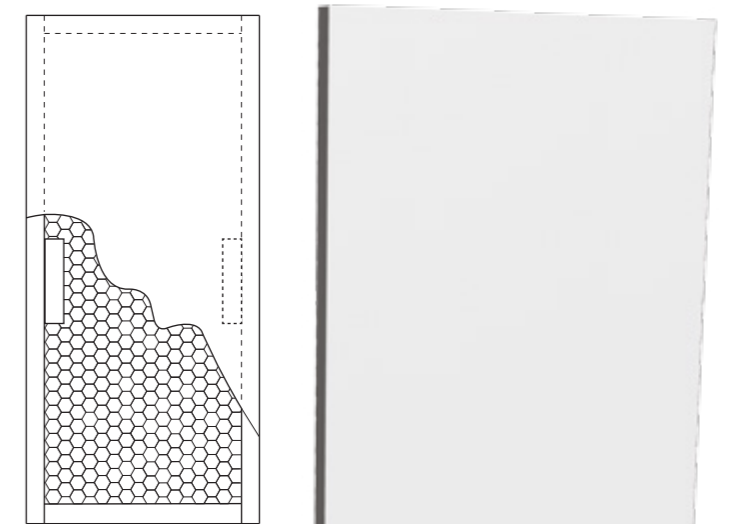
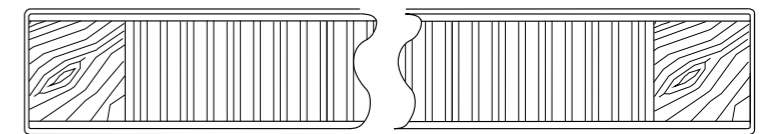
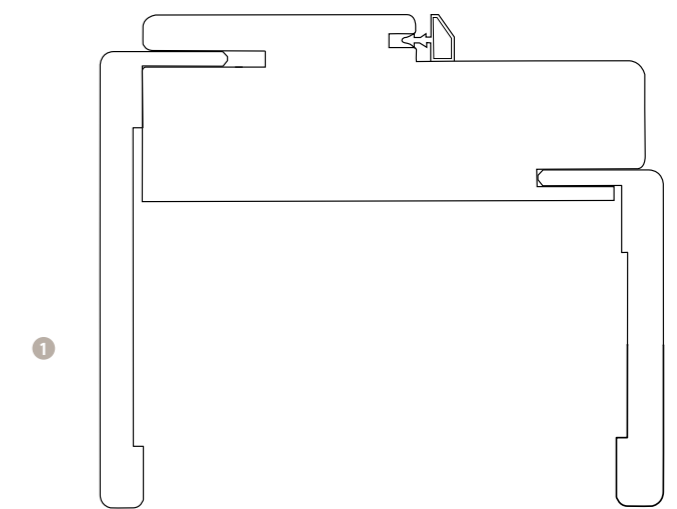
4 Cerniere a scomparsa registrabili, serratura Patent tipo centro magnetica.

EN | Adjustable hideaway hinges and lock Patent type magnetic center.
FR | Charnières gigognes réglables et centre magnétique de type brevet serrure.

HD High Door

NON CI SONO LIMITI D'ALTEZZA. PRODUZIONE PORTE FINO A CM 270

EN | There are no height limits. Production of doors up to 270 cm.
FR | Il n'y a pas de limite de hauteur. Production de portes jusqu'à 270 cm



modello | model | modèle:

**BASE
HIGH DOOR**

Quattroqu

APERTURE

Opening | Ouverture [pag. 10/11]

- BT
- SC
- SCE

FINITURE

Finishing | Finition [pag. 8/9]

- B
- BF
- PW
- RG
- GF
- WS
- NCR
- NC
- NN
- RS
- WN
- TS
- TC
- LA
- RI
- NI



modello | model | modèle:

GHOST

Quattroqu



APERTURE

Opening | Ouverture [pag. 10/11]



SCE



SCG

FINITURE

Finishing | Finition [pag. 8/9]



B



BF



PW



RG



GF



WS



NCR



NC



NN



RS



WN



TS



TC



LA



RI



NI

⊕ finiture verticali
⊖ finiture orizzontali

modello | model | modèle:
2B PANT EVO
• Opzione: Quattroquattro HD

Quattroqu

APERTURE

Opening | Ouverture [pag. 10/11]

- BT
- SC
- SCE

FINITURE

Finishing | Finition [pag. 8/9]

- B



270 cm

modello | model | modèle:

11

Quattroqu

APERTURE

Opening | Ouverture [pag. 10/11]

- BT
- SC
- SCE

FINITURE

Finishing | Finition [pag. 8/9]

- B
- BF
- PW
- RG
- GF
- WS
- NCR
- NC
- NN
- RS
- WN
- TS
- TC
- LA
- RI
- NI
- CI
- QA
- QG

⊙ finiture verticali
⊖ finiture orizzontali



TECH

CARATTERISTICHE

characteristics / caractéristiques

1 Telaio rivestito con decorativo. Coprifilo esterno 9/10. Coprifilo interno 7/10. Guarnizione effetto tela per stipite porta a battente.

EN | Cadre in decorative coated. External casing 9/10 in decorative coated internal casing 7/10. Canvas effect gasket for swing door jamb.

FR | Cadre avec revêtement décoratif couvre-fils externe 9/10 avec revêtement décoratif. Couvre-fils interne 7/10. Joint effet de toile pour muiserie porte battante.

2 Anta tamburata con struttura portante in abete, alveolare a maglia stretta e copertine in MDF rivestite con decorativo.

EN | Hollow-core door with main frame in fir, narrow honeycomb mesh and MDF covers covered with decor.

FR | Battant à ame creuse avec structure en sapin, en nid d'abeille maille étroite et couverture MDF avec revêtement décoratif.

3 Pannello tamburato da 44 mm rivestito con decorativo.

EN | The 44 mm hollow-core panel covered with decor.

FR | Panneau en nid d'abeilles de 44 mm avec revêtement décoratif.

4 Tre cerniere tipo Anuba per anta, serratura Patent tipo centro.

EN | Three hinges type Anuba to door, Patent type lock center.

FR | Trois charnières de type Anuba par porte, une serrure Patent centrale.

5 Vetro VISARM a scelta, con fermavetri inclusi.



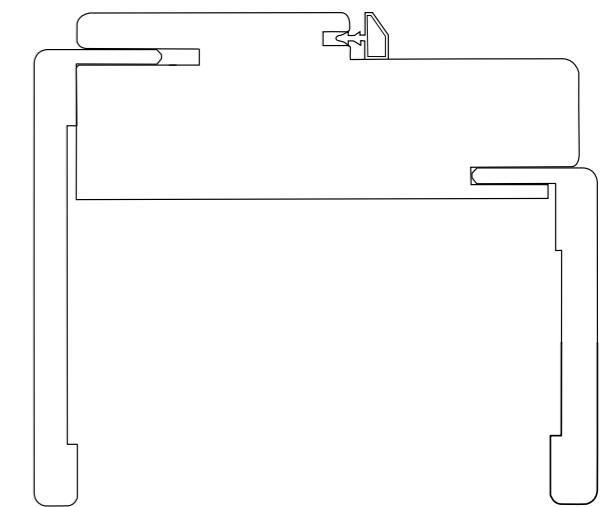
EN | VISARM glass selection, with glazing beads included.

FR | Verre VISARM au choix, avec des perles de vitrage inclus.

• Opzione: Quattroquattro con cerniere a scomparsa e serratura magnetica.

EN | Option: Quattroquattro with concealed hinges and magnetic lock.

FR | Option: Quattroquattro avec charnières dissimulées et serrure magnétique.



TECH



TECH BASE
● RG



TECH BASE
○ B



TECH BASE 11
● NCR



TECH BASE 4I
○ PW



TECH BASE 5I
● GF



TECH BASE VETRO
● GF
Vetro escluso / glass excluded / verre exclu



TECH BASE 2I
● RG



TECH BASE 2I
○ PW



TECH BASE 3I
● TS



TECH BASE VETRO
● GF
Vetro escluso / glass excluded / verre exclu



TECH BASE VC
● TC
Vetro escluso / glass excluded / verre exclu



TECH BASE VL
● TS
Vetro escluso / glass excluded / verre exclu

TECH



TECH 1R
● CI
Vetro escluso / glass excluded / verre exclu



TECH 2R
● WN
Vetro escluso / glass excluded / verre exclu



TECH 3R
● NN
Vetro escluso / glass excluded / verre exclu



TECH BASE 4V
● NN
Vetro escluso / glass excluded / verre exclu



TECH BASE 1P
● CI



TECH BASE 2P
● CI



TECH 3P
● NN



TECH BASE 3V
● NN
Vetro escluso / glass excluded / verre exclu



TECH BASE 4P
● NN



TECH BASE 2PV
● CI
Vetro escluso / glass excluded / verre exclu



TECH BASE 2B
● NN



TECH BASE 2BV
● NC
Vetro escluso / glass excluded / verre exclu

modello | model | modèle:

BASE

TECH

APERTURE

Opening | Ouverture [pag. 10/11]

- BT
- SC
- SCE
- LIBSIM
- LIBASI
- RT
- VNT

FINITURE

Finishing | Finition [pag. 8/9]

- B
- BF
- PW
- RG
- GF
- WS
- NCR
- NC
- NN
- RS
- WN
- TS
- TC
- LA
- RI
- NI
- CI
- QA
- QG



modello | model | modèle:

BASE 11

TECH



APERTURE

Opening | Ouverture [pag. 10/11]

- BT
- SC
- SCE
- LIBSIM
- LIBASI
- RT
- VNT

FINITURE

Finishing | Finition [pag. 8/9]

- B
- BF
- PW
- RG
- GF
- WS
- NCR
- NC
- NN
- RS
- WN
- TS
- TC
- LA
- RI
- NI
- CI
- QA
- QG

modello | model | modèle:

BASE 2I

TECH



APERTURE

Opening | Ouverture [pag. 10/11]

- BT
- SC
- SCE
- LIBSIM
- LIBASI
- RT
- VNT

FINITURE

Finishing | Finition [pag. 8/9]

- B
- BF
- PW
- RG
- GF
- WS
- NCR
- NC
- NN
- RS
- WN
- TS
- TC
- LA
- RI
- NI
- CI
- QA
- QG

modello | model | modèle:

BASE 4I

TECH



APERTURE

Opening | Ouverture [pag. 10/11]

- BT
- SC
- SCE
- LIBSIM
- LIBASI
- RT
- VNT

FINITURE

Finishing | Finition [pag. 8/9]

- B
- BF
- PW
- RG
- GF
- WS
- NCR
- NC
- NN
- RS
- WN
- TS
- TC
- LA
- RI
- NI
- CI
- QA
- QG

modello | model | modèle:

BASE VC

TECH

VETRI

Glasses | Vitrage [pag. 12/13]

- LVSAT
- LVLVL

APERTURE

Opening | Ouverture [pag. 10/11]

- BT
- SC
- SCE
- RT
- VNT

FINITURE

Finishing | Finition [pag. 8/9]

- B
- BF
- PW
- RG
- GF
- WS
- NCR
- NC
- NN
- RS
- WN
- TS
- TC
- LA
- RI
- NI
- CI
- QA
- QG



modello | model | modèle:

BASE VL

TECH

VETRI

Glasses | Vitrage [pag. 12/13]

- LVSAT
- LVLVL

APERTURE

Opening | Ouverture [pag. 10/11]

- BT
- SC
- SCE
- RT
- VNT

FINITURE

Finishing | Finition [pag. 8/9]

- B
- BF
- PW
- RG
- GF
- WS
- NCR
- NC
- NN
- RS
- WN
- TS
- TC
- LA
- RI
- NI
- CI
- QA
- QG



modello | model | modèle:

3R

TECH

VETRI

Glasses | Vitrage [pag. 12/13]



LVSAT



LVLVL

APERTURE

Opening | Ouverture [pag. 10/11]



BT



SC



SCE



RT



VNT

FINITURE

Finishing | Finition [pag. 8/9]



B



BF



PW



RG



GF



WS



NCR



NC



NN



RS



WN



TS



TC



LA



RI



NI



CI



QA



QG



modello | model | modèle:

BASE 2B

TECH

APERTURE

Opening | Ouverture [pag. 10/11]



BT



SC



SCE

FINITURE

Finishing | Finition [pag. 8/9]



CI



NN



NC



Lux

CARATTERISTICHE

characteristics / caractéristiques

1 Telaio rivestito con decorativo. Coprifilo esterno 9/10. Coprifilo interno 7/10. Guarnizione effetto tela per stipite porta a battente.

EN | Cadre in decorative coated. Esternal casing 9/10 in decorative coated internal casing 7/10. Canvas effect gasket for swing door jamb.
FR | Cadre avec revêtement décoratif couvre-fils externe 9/10 avec revêtement décoratif. Couvre-fils interne 7/10. Joint effet de toile pour huisserie porte battante.

2 Anta tamburata con struttura portante in abete, alveolare a maglia stretta e copertine in MDF rivestite con decorativo.

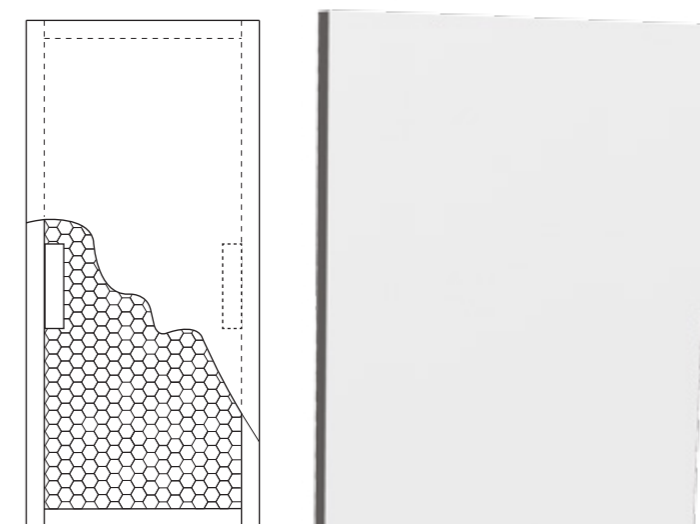
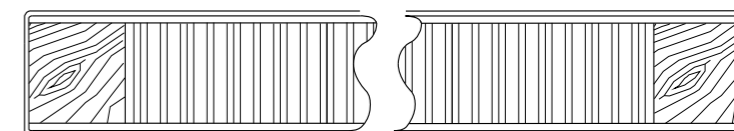
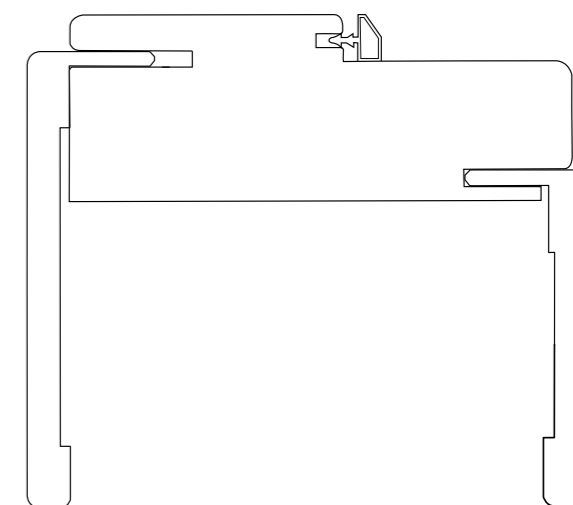
EN | Hollow-core door with main frame in fir, narrow honeycomb mesh and MDF covers covered with decor.
FR | Battant à ame creuse avec structure en sapin, en nid d'abeille maille étroite et couverture MDF avec revêtement décoratif.

3 Pannello tamburato da 44mm rivestito con decorativo.

EN | The 44 mm hollow-core panel covered with decor.
FR | Panneau en nid d'abeilles de 44 mm avec revêtement décoratif.

4 Cerniere a scomparsa registrabili, serratura Patent tipo centro magnetica.

EN | Adjustable hideaway hinges and lock Patent type magnetic center.
FR | Charnières gigognes réglables et centre magnétique de type brevet serrure.



3

Lux

modello | model | modèle:

**BASE LUX
BIANCA**



APERTURE

Opening | Ouverture [pag. 10/11]



BT



SC

FINITURE

Finishing | Finition [pag. 8/9]

BIANCO

AVORIO

TORTORA

Lux

modello | model | modèle:

**BASE LUX
AVORIO**



APERTURE

Opening | Ouverture [pag. 10/11]



BT



SC

FINITURE

Finishing | Finition [pag. 8/9]

BIANCO

AVORIO

TORTORA



Lux

modello | model | modèle:

**BASE LUX
TORTORA**



APERTURE

Opening | Ouverture [pag. 10/11]



BT



SC

FINITURE

Finishing | Finition [pag. 8/9]

BIANCO

AVORIO

TORTORA

FILOMURO

CARATTERISTICHE

characteristics / caractéristiques

1 Telaio a murare in alluminio.

EN | Frame to wall in aluminum.

FR | Cadre à mur en aluminium.

2 Anta tamburata con struttura portante in abete, alveolare a maglia stretta e copertine in MDF grezzo rivestite con decorativo.

EN | Hollow-core door with main frame in fir, narrow honeycomb mesh and MDF raw covers covered with decor.

FR | Battant à ame creuse avec structure en sapin, en nid d'abeille maille étroite et couverture MDF nu avec revêtement décoratif.

3 Pannello tamburato da 44mm.

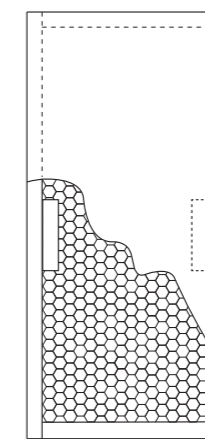

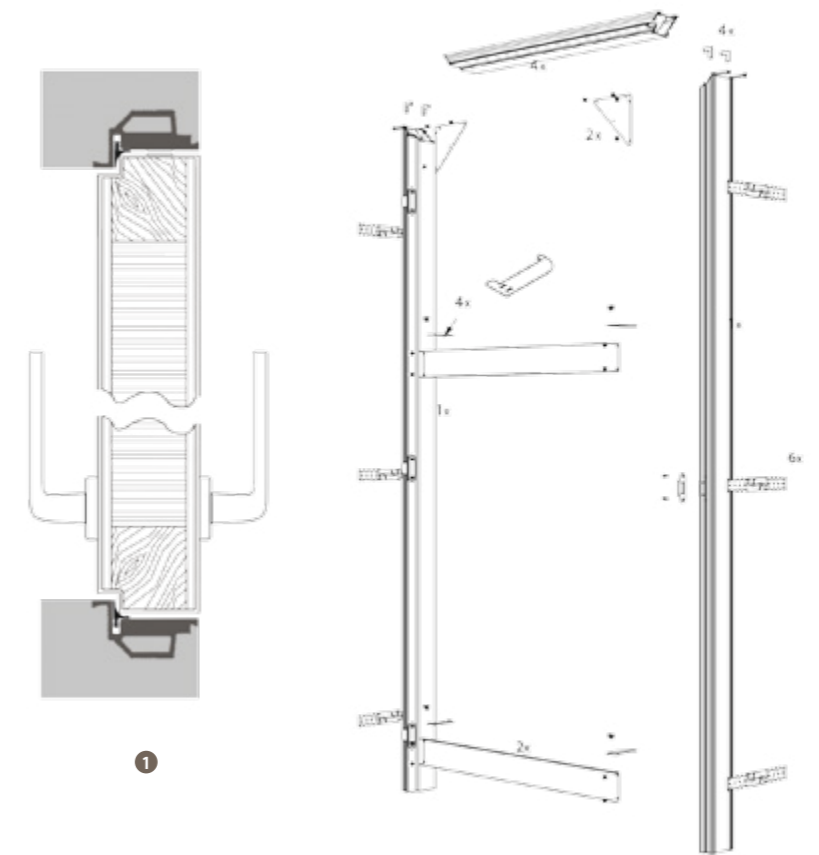
EN | The 44 mm hollow-core panel.

FR | Panneau en nid d'abeilles de 44 mm.

4 Cerniere a scomparsa e serratura Patent tipo centro magnetica.

EN | Adjustable hinges and lock Patent type magnetic center.

FR | Charnières cachées et centre magnétique de type brevet serrure.



2



3



4

modello | model | modèle:
FILOMURO



APERTURE

Opening | Ouverture [pag. 10/11]



BT

FINITURE

Finishing | Finition [pag. 8/9]



B



BF



PW



RG



GF



WS



NCR



NC



NN



RS



WN



TS



TC



LA



RI



NI



CI



QA



QG



GREZZA MDF

modello | model | modèle:

2Q

APERTURE

Opening | Ouverture [pag. 10/11]



BT

FINITURE

Finishing | Finition [pag. 8/9]



B



NI





APERTURE

Opening | Ouverture [pag. 10/11]



FINITURE

Finishing | Finition [pag. 8/9]

- B
- BF
- PW
- RG
- GF
- WS
- NCR
- NC
- NN
- RS
- WN
- TS
- TC
- LA
- RI
- NI
- CI
- QA
- QG
- GREZZA MDF

modello | model | modèle:

FILOMURO



APERTURE

Opening | Ouverture [pag. 10/11]



BT

FINITURE

Finishing | Finition [pag. 8/9]



B



BF



PW



RG



GF



WS



NCR



NC



NN



RS



WN



TS



TC



LA



RI



NI



CI



QA



QG



GREZZA MDF


ACCESSORI



Maniglie


HANDLES | POIGNÉES

A003



● **Bicolor cromo**
Bi-color chrome
Bi-couleur chromée

PHILIP



● **Cromo satinata**
Chrome satin
Chrome satiné

GOCCIA



● **Cromo satinata**
Chrome satin
Chrome satiné

GOCCIA



● **OLV**

A004



● **Cromo satinata**
Chrome satin
Chrome satiné

A004



● **Bronzo satinato**
Satin bronze
Bronze satiné

A001




● **Bicolor OLV**
Bi-color OLV
Bi-couleur OLV

A002



● **Bicolor OLV**
Bi-color OLV
Bi-couleur OLV

A005



● **Bicolor cromo lucido**
Bi-color polished chrome
Bi-couleur chromée polie

QUADRA




● **Cromo satinata**
Chrome satin
Chrome satiné

Ferramenta

IRONWARE | QUINCAILLERIE


KIT SERRATURA
KIT LOCK
TROUSSE DE QUINCAILLERIE

PATENT MAGNETICA / magnetic patent / magnétique patent



● **Cromo satinata** / Chrome satin / Chrome satiné
● **Ottonata** / Brassed / Laitonnée
○ **Bianco** / White / Blanc

PATENT



● **Cromo satinata** / Chrome satin / Chrome satiné
● **Ottonata** / Brassed / Laitonnée

SCORREVOLE / sliding / coulissant



● **Cromo satinata** / Chrome satin / Chrome satiné
● **Ottonata** / Brassed / Laitonnée

QUADRA SCORREVOLE / square sliding / carrées coulissant



● **Cromo satinata** / Chrome satin / Chrome satiné

VASCHETTA QUADRA SCORREVOLE
Square sliding tray / Cuvette carrées coulissant



● **Cromo satinata** / Chrome satin / Chrome satiné

VASCHETTA SCORREVOLE
Sliding tray / Cuvette coulissant



● **Ottonata** / Brassed / Laitonnée
● **Cromo satinata** / Chrome satin / Chrome satiné



*La solidità nel tempo contraddistingue la nostra Azienda
che vive e cresce da generazioni.*

